



[support@mage-addons.com](mailto:support@mage-addons.com)

[sales@mage-addons.com](mailto:sales@mage-addons.com)

Phone: 084.986.589.961

---

**Daily Deal**  
**USER GUIDE**

***Version: 1.0***

**TABLE OF CONTENTS**

1. INTRODUCTION.....	3
2. CONFIGURATION.....	4
2.1 General setting.....	4
2.1.1 Featured deal block.....	5
2.1.2 Hot deal block .....	5
2.2 Deal page setting .....	5
2.3 Customize setting.....	6
3. Deal Management.....	7
3.1 List Deal.....	7
3.2 Add and Edit Deal.....	9
3.3 Customize setting.....	9
4. FRONTEND SAMPLE .....	9
4.1 Featured deal .....	9
4.2 Hot Deal .....	11
4.3 Deal page .....	11
4.4 Product detail.....	12

## 1. INTRODUCTION

Daily Deal extension for Magento2 helps attract customers to purchase by setup discount at certain time. The extension allow shop owners to set discount for each product. Each product will be set to display discount price, time left. In addition Daily Deal extension have many feature such as slider, flexible, countdown design.

## 2. CONFIGURATION

### 2.1 General setting

To configure the extension setting, go to **Admin panel -> Store -> Configuration -> Padoo Extension -> Daily Deal**

**PADOO EXTENSION** ^

---

Daily Deal

Call For Price

**GENERAL** v

**CATALOG** v

**CUSTOMERS** v

**SALES** v

**DOTMAILER** v

**SERVICES** v

**ADVANCED** v

### General

**Enabled** [store view]

**Display save of caption** [store view]

**Save of text format** [store view]   
Save of {percent}%

### Featured deal blocks

**Title** [store view]

**Title color** [store view]

**Amount of display items** [store view]   
 Insert into cms page:  

```

      {{block class="Padoo\Dailydeal\Block\DailyDeal\Featured"}}
      
```

 Insert into xml:  

```

      <block class="Padoo\Dailydeal\Block\DailyDeal\Featured"
      name="dailydeal.featured" before="-"/>
      
```

### Hot deal blocks

**Column Display** [store view]

**Title** [store view]

**Title color** [store view]

**Amount of display items** [store view]

**Enable** – Active module and display daily deal menu on frontend, the default value is No.

**Display save of caption** – Allow display discount caption on list, detail deal. Default value is No

**Save of text format**- The discount format text will display on deal. Default it is “Save {percent}%”

### ***2.1.1 Featured deal block***

This setting for slider featured deal that you want use on static page

**Title**- text that show on Featured deal block header.

**Title color** – The color Featured deal block. Default it is black color.

**Amount of display items** – The amount of items will display on Featured deal block. Default it is 3.

### ***2.1.2 Hot deal block***

**Custom Display** – The dropdown have 4 options , you can choice one of them to display or hide the hot deal on left, right, both right column. Default it will be “None display” and no show any more.

- 1- None display : No display the hot deal block.
- 2- Left : Auto display hot deal on left column.
- 3- Right : Auto display hot deal on right column.
- 4- Both Left and Right : Auto display hot deal on left and right column.

Default option is “None display”.

**Title** – The text that show on Hot deal block header

**Title Color** – The color of Hot deal block. Default it is black color.

**Amount of display items** – The amount of items will display on Hot deal block. Default it is 3.

## ***2.2 Deal page setting***

The screenshot shows the configuration page for the 'Padoo Extension'. On the left, a sidebar menu lists various extension categories: Padoo Extension (expanded), Daily Deal (selected), Call For Price, GENERAL, CATALOG, CUSTOMERS, SALES, DOTMAILER, SERVICES, and ADVANCED. The main configuration area is titled 'General' and is divided into two sections: 'Page Deal' and 'Customize'. The 'Page Deal' section contains four input fields: 'Link title' (value: Daily Deal), 'Link url' (value: dailydeal), 'Title of Page' (value: Hot Deal), and 'Page Size' (value: 5). The 'Customize' section is currently empty.

**Link title** - Specify the title of link that will auto display on top menu. Default it is “Daily Deal”

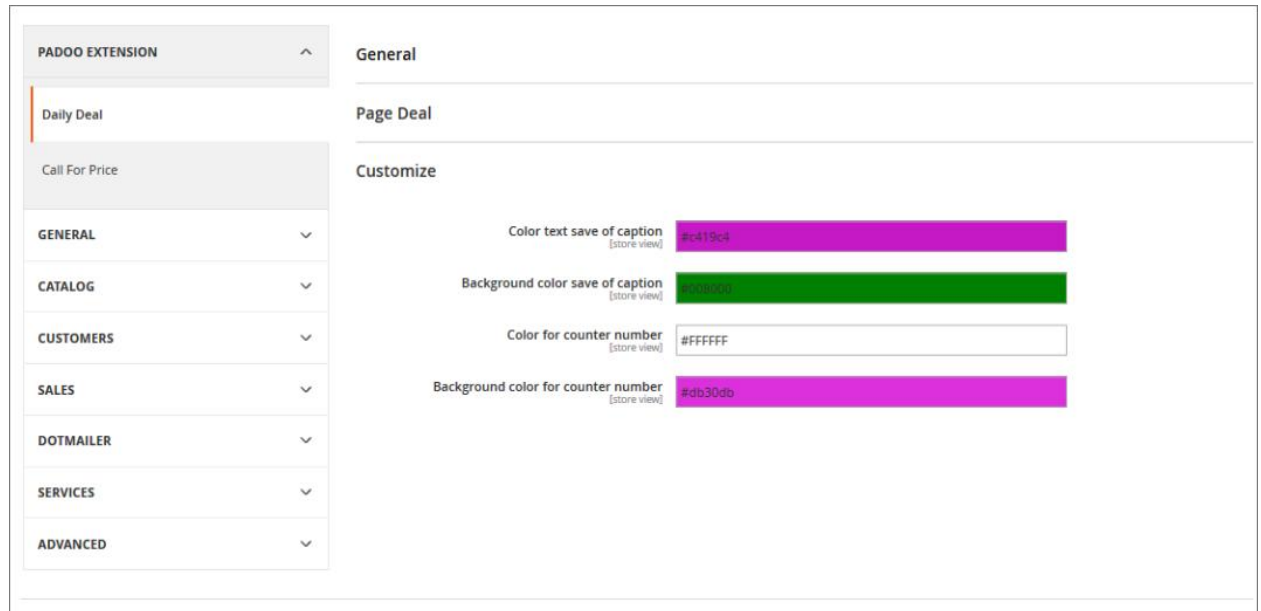
**Link url** - Specify the unique URL key for the page with all active deals.. The page URL is following  $\{base\_url\}/\{url\_key\}$

**Title of page** - The textbox define title of deal page.

**Page Size** - Define amount of deal item will display on deal page.

### 2.3 *Customize setting*

On the section you can setup color for save text caption, counter color.



**Color text save of caption** - Setup color for text “Save text caption” on deal.

**Background color save of caption** - Setup background color for “save text caption”.

**Color for counter number** - Setup text color for counter of deal

**Background color for counter number** – specify for background color of deal’s counter

*Note : Always delete cached after apply change setting information.*

## 3. Deal Management

### 3.1 List Deal

By default Magento 2 allows admin to set a product's special price following **CATALOG > INVENTORY > PRODUCT > link "Advanced Pricing"**. Or you can apply special prices to products in a different way directly from the "All Deals" list in Backend.

All created daily deals are stored in the "All Deals" list following **CATALOG > DAILY DEALS > All deals**. The products with special prices are displayed on the grid.

The mass actions tool provides the following option:

Remove from Deals – deletes the chosen deals.

The screenshot shows the 'All Deals' management page. It features a sidebar with navigation icons for Dashboard, Sales, Catalog, Customers, Marketing, Content, Reports, Stores, and System. The main content area has a search bar, a 'Reset Filter' link, and a table of deals. The table has 11 columns: a selection column, ID, Product Name, Product SKU, Deal Price, Status, Is Featured, Discount Type, Deal From, Deal To, and Action. There are 4 records listed, with the first one selected. An 'Add deal' button is located in the top right corner.

	id	Product Name	Product Sku	Deal Price	Status	Is Featured	Discount Type	Deal From	Deal To	Action
<input checked="" type="checkbox"/>	2	Didi Sport Watch	24-WG02	\$50.00	Yes	Yes	Fixed	2019-08-28 07:30:51	2019-08-31 07:30:51	<a href="#">Edit</a>
<input type="checkbox"/>	3	Overnight Duffle	24-WB07	\$20.00	Yes	Yes	Fixed	2019-08-28 08:46:17	2019-08-31 08:46:17	<a href="#">Edit</a>
<input type="checkbox"/>	4	Quest Lumaflex™ Band	24-UG01	\$12.00	Yes	Yes	Fixed	2019-08-28 08:47:25	2020-08-31 08:47:25	<a href="#">Edit</a>
<input type="checkbox"/>	5	Clamber Watch	24-WG03	\$45.90	Yes	Yes	Percent	2019-09-04 09:34:47	2019-09-20 09:34:47	<a href="#">Edit</a>

The following columns are available:

**ID** – the product's id.

**Product Name** : the product's name

**Product SKU** – the product's SKU.

**Deal Price** – the special price of product when it deal is active.

**Status** - the status of deal

**Featured** - Specify deal is showing on featured deal block or not.

**Deal from** – the start date when the deal is active.

**Deal to** – the expiry date of the deal. If the deal end is set the countdown will be shown.

**Action** – provide link to edit deal



### 3.2 Add and Edit Deal

**Add deal**

To create a new special price button **Add deal** is available above the grid. After a screen display to you can select product, and setup discount type, start date, end date and status of deal. The discount is auto calculate base on discount type that you select.

The screenshot shows the 'Edit Deal' form with the following fields and values:

- Product Sku \* : 24-WG02 (with a 'Select Product' button)
- Price \* : 92.0000
- Discount : 42.00
- Deal Value \* : 50
- From \* : 2019-08-28 07:30:51 (with a calendar icon)
- To \* : 2019-08-31 07:30:51 (with a calendar icon)
- Discount Type : Fixed (dropdown menu)
- Is Featured : Yes (dropdown menu)
- Status : Yes (dropdown menu)

Navigation buttons: Back, Delete, Save


Once complete input required fields, you can click on save button to complete process create/edit a deal.

### 3.3 Customize setting

## 4. FRONTEND SAMPLE





### 4.1 Featured deal

This is example of featured deals show on home page



New Luma Yoga Collection  
Get fit and look fab in new seasonal styles  
[Shop New Yoga](#)

### Featured Deal

Save of 20%	Save of 10%	Save of 0%	Save of 25%
			
<b>FUSION BACKPACK</b> 24-MB02	<b>PUSH IT MESSENGER BAG</b> 24-WB04	<b>DIDI SPORT WATCH</b> 24-WG02	<b>SUMMIT WATCH</b> 24-MG03
<b>\$37.76</b> <del>\$47.20</del>	<b>\$36.45</b> <del>\$40.50</del>	<b>\$50.00</b> <del>\$50.00</del>	<b>\$30.38</b> <del>\$40.50</del>
22 14 07 57 DAYS HOURS MINS SECS	14 07 57 HOURS MINS SECS	06 14 07 57 DAYS HOURS MINS SECS	22 14 07 57 DAYS HOURS MINS SECS
<a href="#">Add to Cart</a>	<a href="#">Add to Cart</a>	<a href="#">Add to Cart</a>	<a href="#">Add to Cart</a>

### 4.2 Hot Deal

MATERIAL ∨

---


PATTERN ∨

---

PRICE ∨

---

## Hot Deal



Chaz Kangaroo Hoodie  
**\$31.36**  
Save of 20%



Summit Watch  
**\$30.38**  
Save of 25%



Didi Sport Watch  
**\$50.00**  
Save of 0%

[Compare Products](#)

### 4.3 Deal page

This is example of deal page

The screenshot shows the LUMA website's 'Daily Deal' section. At the top, there is a navigation bar with 'What's New', 'Women', 'Men', 'Gear', 'Training', 'Sale', and 'Daily Deal' (which is highlighted). Below the navigation bar, the 'Daily Deal' title is displayed. There are 5 items listed, and they are sorted by 'Position'. The products shown are:

- Chaz Kangeroo Hoodie**: Price \$39.20 (original \$49.20), Save of 20%. Countdown: 11 Days, 13 Hours, 57 Mins, 15 Secs.
- Summit Watch**: Price \$40.50 (original \$40.50), Save of 25%. Countdown: 22 Days, 13 Hours, 57 Mins, 15 Secs.
- Didi Sport Watch**: Price \$50.00 (original \$50.00), Save of 0%. Countdown: 06 Days, 13 Hours, 57 Mins, 15 Secs.
- Push It Messenger Bag**: Price \$40.50 (original \$40.50), Save of 10%. Countdown: 13 Hours, 57 Mins, 15 Secs.


Each product listing includes a star rating (e.g., 3 reviews for Summit Watch), a 'be the first to review this product' prompt, and size/color selection options.

#### 4.4 Product detail

This is example of product detail that apply deal.

The screenshot shows the product detail page for a 'Fusion Backpack'. The page layout includes:

- Product Image**: A large image of the Fusion Backpack, which is grey with red accents.
- Product Name**: 'Fusion Backpack'.
- Reviews**: 3 Reviews, with a star rating and an 'Add Your Review' link.
- Price**: \$47.20 (original price \$59.00), with a 'Save of 20%' badge.
- Countdown Timer**: 22 Days, 14 Hours, 05 Mins, 52 Secs.
- Availability**: 'IN STOCK' with SKU# 24-MB02.
- Quantity**: A dropdown menu showing '1'.
- Add to Cart**: A blue button labeled 'Add to Cart'.
- Additional Options**: 'ADD TO WISH LIST', 'ADD TO COMPARE', and 'EMAIL' links.

 But if installation requires some customization based on theme/layout then we will charge you for extra work. Hope you can understand this.